

Double Bass - Lesson Five


www.BreakSticks.com

This lesson will introduce you to playing 32nd note patterns on double pedals. It is important to play these faster notes evenly and in-time with the rest of the beat, so be sure to start off at a slower tempo. In fact, when first learning these beats - you will want to play at about half the speed you would use when starting to learn sixteenth note patterns. This way physical limitations won't be an added complication in the learning process.


Key things to remember include:

- 1) Practice the beats with a click track to train yourself to play in perfect time.
- 2) Count out loud - one, two, three four - and repeat each beat until you can play it perfectly 3x in a row.
- 2) Start out slow and slowly progress faster. Do not rush to a faster speed right away. Take your time.
- 4) Stay loose and relaxed while you play. Don't forget to breath in and out while you practice
- 5) Have fun and play some of these beats along with your favorite rock tunes.


1)




2)



3)



4)



5)

