

Latin Drumming - Lesson One


www.BreakSticks.com

This lesson guides you through five progressive steps to build a classic bossa nova groove. As the first lesson in the latin drumming series - this page is designed to help you get a feel for the style. Work your way through this page and you will be ready to tackle some of the more complex patterns to come.

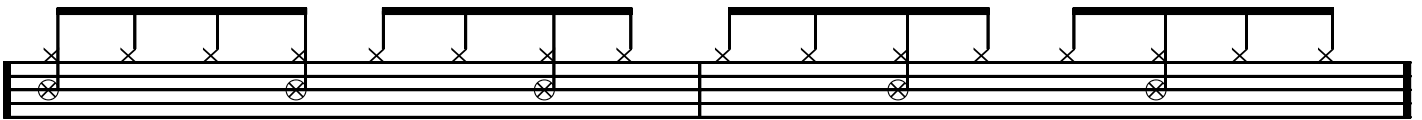
Key things to remember include:

- 1) Practice the beats with a click track to train yourself to play in perfect time.
- 2) Count out loud - one, two, three four - and repeat each beat until you can play it perfectly 3x in a row.
- 2) Start out slow and slowly progress faster. Do not rush to a faster speed right away. Take your time.
- 4) Stay loose and relaxed while you play. Don't forget to breath in and out while you practice
- 5) Have fun and play some of these beats along with your favorite rock tunes.


1)




2)



3)



4)



5)

