

Latin Drumming - Lesson Two

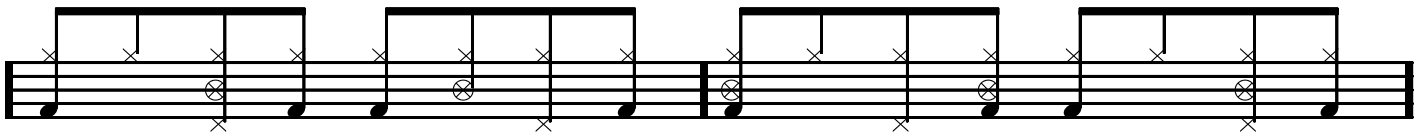
www.BreakSticks.com

This lesson builds on the bossa nova groove covered in the last lesson. You will be adding in parts with the left foot, and eventually playing more complex patterns with the ride-cymbal. Be sure you take your time through these beats as they can become quite difficult to play as you progress through the page.


Key things to remember include:

- 1) Practice the beats with a click track to train yourself to play in perfect time.
- 2) Count out loud - one, two, three four - and repeat each beat until you can play it perfectly 3x in a row.
- 2) Start out slow and slowly progress faster. Do not rush to a faster speed right away. Take your time.
- 4) Stay loose and relaxed while you play. Don't forget to breath in and out while you practice
- 5) Have fun and play some of these beats along with your favorite rock tunes.

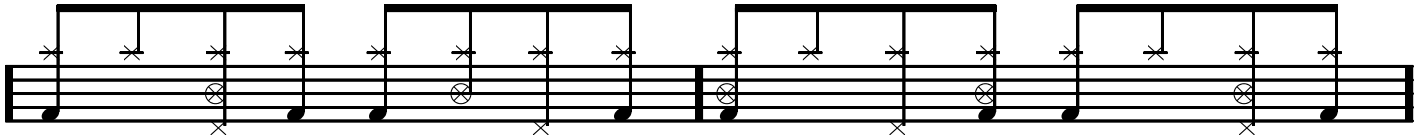
1)



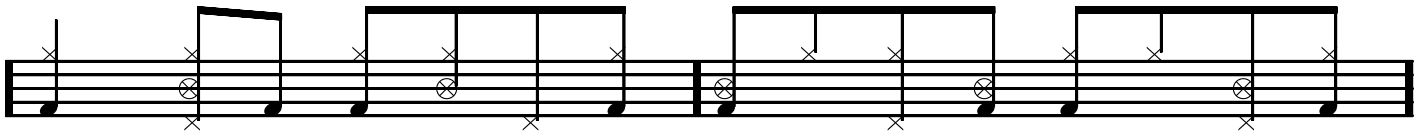
2)



3)



4)



5)

