

Rock Drumming - Lesson Three

www.BreakSticks.com

This lesson features some fairly creative Rock beats. All of the grooves are counted in 4/4 as eighth notes, but include added complexity overall. The patterns start out relatively simple, but begin get harder as the kick and snare patterns begin to shift. You are sure to come across some unique beats here that will give you some new ideas when developing grooves of your own.

Key things to remember include:

- 1 - Practice the beats with a click track to train yourself to play in perfect time.
- 2 - Count out loud and repeat each beat until you can play it perfectly 3x in a row.
- 3 - Start out slow and slowly progress faster. Do not rush to a faster speed right away. Take your time.
- 4 - Stay loose and relaxed while you play. Don't forget to breath in and out while you practice
- 5 - Have fun and play some of these beats along with your favorite rock tunes.


1)




2)




3)




4)



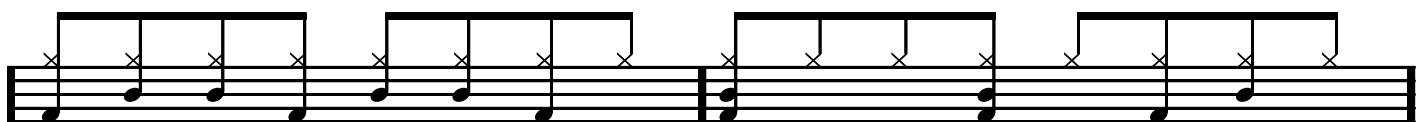
5)



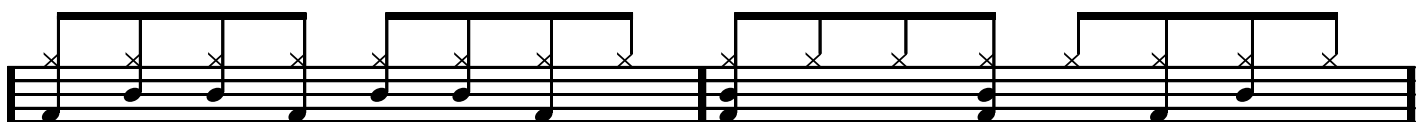
6)



7)



8)



9)



10)

