

Rock Drumming - Lesson Seven

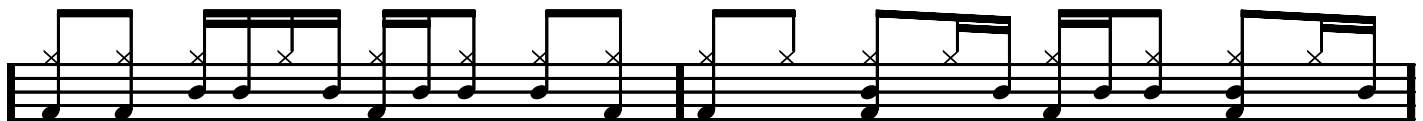
www.BreakSticks.com

This lesson takes snare control to the next level. All the beats in this pack are played in 4/4 as combinations of eighth and sixteenth notes. The patterns are sure to challenge your snare hand to all new levels of control. Master these beats and you will definitely be a step above the average rock drummer!

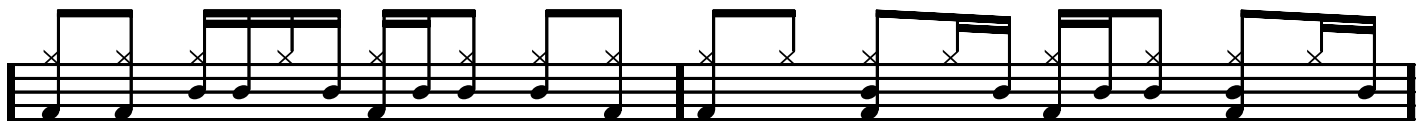
Key things to remember include:

- 1) Practice the beats with a click track to train yourself to play in perfect time.
- 2) Count out loud - one, two, three four - and repeat each beat until you can play it perfectly 3x in a row.
- 2) Start out slow and slowly progress faster. Do not rush to a faster speed right away. Take your time.
- 4) Stay loose and relaxed while you play. Don't forget to breath in and out while you practice
- 5) Have fun and play some of these beats along with your favorite rock tunes.


1)




2)



3)



4)



5)



6)



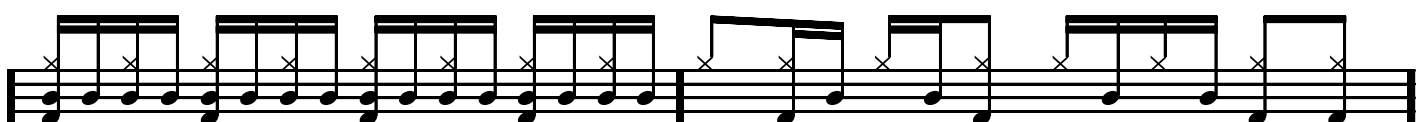
7)



8)



9)



10)

